



**SUMMARY OF APPROVED BUDGET, UTILIZATIONS, DISBURSEMENTS AND BALANCES BY OBJECT OF EXPENDITURES  
(For Off-Budgetary Funds)  
As at the Quarter Ending December 31, 2024**


Department : Department of Migrant Workers (DMW)  
 Agency/Entity : Overseas Workers Welfare Administration  
 Operating Unit : Central Office  
 Organization Code (UACS) : 40 002 010000  
 Fund Cluster : 05 - Internally Generated Funds


(e.g. UACS Fund Cluster: 05-Internally Generated Funds and 06-Business Related Funds)

Particulars	UACS CODE	Approved Budget			Utilizations					Disbursements				Balances			
		Approved Budgeted Revenue	Adjustments (Reductions, Modifications, Augmentations)	Adjusted Budgeted Revenue	1st Quarter Ending March 31	2nd Quarter Ending June 30	3rd Quarter Ending September 30	4th Quarter Ending December 31	Total	1st Quarter Ending March 31	2nd Quarter Ending June 30	3rd Quarter Ending September 30	4th Quarter Ending December 31	Total	Unused Budget	Unpaid Obligations (10-15)=(17+18)	
1	2	3	4	5=(3+(-)4)	6	7	8	9	10=(6+7+8+9)	11	12	13	14	15=(11+12+13+14)	16=(5-10)	17	18
<b>SUMMARY</b>																	
<b>A. AGENCY SPECIFIC BUDGET</b>																	
Maintenance and Other Operating Expenses		3,019,484,331.00	26,002,600.00	3,045,486,931.00	690,370,426.12	442,515,801.62	665,811,243.36	594,121,525.06	2,392,818,996.16	657,054,223.18	436,912,738.01	534,085,455.26	597,878,524.77	2,225,930,941.22	652,667,934.84	166,888,054.94	0.00
Other Maintenance and Operating Expenses	5029900000	3,019,484,331.00	26,002,600.00	3,045,486,931.00	690,370,426.12	442,515,801.62	665,811,243.36	594,121,525.06	2,392,818,996.16	657,054,223.18	436,912,738.01	534,085,455.26	597,878,524.77	2,225,930,941.22	652,667,934.84	166,888,054.94	0.00
Bank Transaction Fee	5029922000	950,000.00	0.00	950,000.00	31,238.33	48,324.67	28,545.12	29,316.57	137,424.69	24,480.59	42,151.69	27,917.90	37,771.26	132,321.44	812,575.31	5,103.25	0.00
Bank Transaction Fee	5029922000	950,000.00	0.00	950,000.00	31,238.33	48,324.67	28,545.12	29,316.57	137,424.69	24,480.59	42,151.69	27,917.90	37,771.26	132,321.44	812,575.31	5,103.25	0.00
Other Maintenance and Operating Expenses	5029999000	3,018,534,331.00	26,002,600.00	3,044,536,931.00	690,339,187.79	442,467,476.95	665,782,698.24	594,092,208.49	2,392,681,571.47	657,029,742.59	436,870,586.32	534,057,537.36	597,840,753.51	2,225,798,619.78	651,855,359.53	166,882,951.69	0.00
Other Maintenance and Operating Expenses	5029999099	3,018,534,331.00	26,002,600.00	3,044,536,931.00	690,339,187.79	442,467,476.95	665,782,698.24	594,092,208.49	2,392,681,571.47	657,029,742.59	436,870,586.32	534,057,537.36	597,840,753.51	2,225,798,619.78	651,855,359.53	166,882,951.69	0.00
<b>GRAND TOTAL</b>		<b>3,019,484,331.00</b>	<b>26,002,600.00</b>	<b>3,045,486,931.00</b>	<b>690,370,426.12</b>	<b>442,515,801.62</b>	<b>665,811,243.36</b>	<b>594,121,525.06</b>	<b>2,392,818,996.16</b>	<b>657,054,223.18</b>	<b>436,912,738.01</b>	<b>534,085,455.26</b>	<b>597,878,524.77</b>	<b>2,225,930,941.22</b>	<b>652,667,934.84</b>	<b>166,888,054.94</b>	<b>0.00</b>

Certified Correct:  
  
 ARDREN B. MASDO  
 OIC, Budget Division  
 Date: January 30, 2025 11:34 PM

Certified Correct:  
  
 MARI GIEZEL T. LANUZA  
 OIC, Accounting Division  
 Date: January 30, 2025 11:34 PM

Recommending Approval By:  
  
 HERMINIGILDO D. MENDOZA  
 Director II, FMS  
 Date: January 30, 2025 11:36 PM

Approved By:  
  
 ARNALDO A. IGNACIO  
 Administrator  
 Date: January 30, 2025 11:38 PM